

# HARRIS COUNTY MUNICIPAL UTILITY DISTRICT NO. 368

## Minutes of Meeting Thursday, June 7, 2018

The Board of Directors (the "Board") of Harris County Municipal Utility District No. 368 (the "District") met in regular session, open to the public, at 6:30 p.m. on Thursday, June 7, 2018, at the District meeting place located inside the District, whereupon the roll was called of the members of the Board to-wit:

Roy P. Lackey	President
Tiffani C. Bishop	Vice President/Investment Officer
Sharon L. Cook	Secretary
Eric Daniel	Treasurer
Allison V. Dunn	Assistant Secretary

All members of the Board were present, thus constituting a quorum. Consultants in attendance were: Mike Plunkett of Eagle Water Management, Inc. ("Operator"); Kameron Pugh, E.I.T., of IDS Engineering Group ("IDS" or "Engineer"); Shannon Waugh of Off Cinco; and Martye Kendrick, attorneys, and Mirna Croon, paralegal, of Johnson Petrov LLP ("JP" or "Attorney").

The President called the meeting to order at 6:40 p.m. and in accordance with the notice posted pursuant to law, the following business was transacted:

- I. **Public Comment.** There was no public comment.
- II. **General Business.**
  - A. **District's Website.** This matter was tabled until later in the meeting.
  - B. **Pay Bills and Estimates.** Upon motion by Director Daniel, seconded by Director Cook, after full discussion and with all Directors present voting aye, the Board approved check nos. 16247 through 16251, which will be listed on the next Bookkeeper's Report.
- III. **Operator's Report.** The President recognized Mr. Plunkett who presented to and reviewed with the Board the Operator's Report, a copy of which is attached hereto as Exhibit "A". Mr. Plunkett noted that the District had 100.2% accountability for the period from April 13, 2018 through May 11, 2018.

Mr. Plunkett then reviewed with the Board the Termination List, a copy of which is attached to the Operator's Report, and affirmed that all Customers on the list were at least sixty (60) days past due and had been notified in writing of their right to attend this meeting to address the Board.

Upon motion by Director Cook, seconded by Director Dunn, after full discussion and with all Directors present voting aye, the Board (i) authorized termination of service to customers listed on the Termination List, in accordance with provisions of the District's Rate Order; and (ii) approved the Operator's Report as presented.

IV. **Engineer's Report.** Mr. Pugh presented to and reviewed with the Board the Engineer's Report, a copy of which is attached hereto as Exhibit "B".

- A. Northern Point Drainage. Mr. Pugh reported that the relocation of CenterPoint gas lines has been completed. IDS has solicited bids from two (2) other contractors and Camino's proposal stands as the lowest price. Forterra has delivered the prefabricated storm-water quality inlet structures to the Contractor. The Contractor is preparing to begin staging equipment.
- B. Facility Improvement and Maintenance Plan. IDS is reviewing the cost estimates in detail to finalize a total amount for an anticipated bond issue.
- C. Hufsmith-Kohrville Improvements. Mr. Pugh stated that Harris County sent an Interlocal Agreement for the Board's approval. The agreement covers the cooperation between the District and the County in the relocation of the 12-inch well collection line as a part of the Hufsmith-Kohrville Road improvements. Ms. Kendrick made the Board aware of the provision in the Agreement which states that if the District Costs exceed \$34,319.04, the County shall bill the District for such excess costs.
- D. Operations Committee Meeting. The Operations Committee meeting has been cancelled.
- E. Water Quality Monitoring for Water Wells Nos. 2, 3, 4, 5, and 6. Mr. Pugh reported that the May 2018 laboratory test results for benzene, toluene, ethyl benzene, or xylene (BTEX) in Water Wells Nos. 2, 3, 4, 5, and 6 are non-detect.
- F. Water Plant Nos. 1 and 2. Mr. Pugh reported that an orifice plate has been ordered to control flow between Water Plant No. 2 and Water Plant No. 1.
- G. Water Plant ("WP") Ground Storage Tank Rehabilitation. Mr. Pugh reported that the contractor has completed a majority of the work on the first ground storage tank. The scaffolding has been erected at the second ground storage tank. The contractor cleaned the interior of the first ground storage tank and hydropneumatics tank and IDS performed an interior inspection. The inspection report was completed today. IDS will review the report and determine if rehabilitation of the interiors of these two (2) tanks will be necessary.
- H. TCEQ Compliance. IDS is working on obtaining approval of the sanitary control easements and Water Well No. 6 acceptance.

- I. Phase 3 Sanitary Sewer Rehab. IDS is working to obtain a proposal for the phase 4 sanitary sewer rehabilitation work.
- J. Sandy Stream Sewer Capacity Evaluation: Upsize required for Dungrove tract. There were no new matters to report.
- K. Lift Station ("LS") Panel Replacements. Mr. Pugh stated that a meeting was held at Water Plant No. 1 with Pump Solutions and Deragger, Inc. ("PSD") regarding their products for surge protection, de-ragging, and pump monitoring. Director Lackey stated that the system used by PSD eliminates the need for pulling pumps and de-ragging, thus lowering maintenance costs. According to the PSD cost studies, there are 10 to 20 percent energy savings. A cost for one (1) pump with the de-ragging system is \$5,000 and the District is presently looking at installing such a system at three (3) control panels. Mr. Pugh stated that PSD presented an option to install one (1) de-ragging unit for free for one (1) month, which would enable the District to compare costs between the pumps with and without the de-ragging unit. Discussion ensued and the Board asked Mr. Pugh to present to the Board at the next meeting prices for units without the de-ragging system.
- L. Wastewater Treatment Plant ("WWTP") Rehabilitation. The Operator has the on-site lift station on by-pass and has cleaned the lift station. During a field inspection on June 1, 2018, the Contractor noticed that the area that needed to be coated was substantially larger than estimated. The Contractor's original estimate was 1,306 square feet, and his measurements calculated on June 1, 2018 were 3,202 square feet. Based on review of his calculations, it appears the Contractor only measured the influent well, and not the pumping well. His price was a lump sum price and did not include a quantity for IDS to verify. The Contractor is proposing to use \$17.58 per square foot, which according to him is a 5 percent discount on his original \$18.50 per square foot unit price.

IDS has reviewed 10 recently bid coating projects similar to this project, and the average unit price was \$20.36 for this type of installation. A similar City of Houston project that utilized coal tar instead of this type of project, resulted in a unit price of \$45 per square foot. IDS believes the coating on this project is superior to coal tar.

The original contract was in the amount of \$24,161, and with the proposed Change Order the Contract amount will be \$56,275.15. IDS recommends approval of the project because IDS believes the original price was only for one section of the lift station. The unit price proposed is a fair unit price for the project. Additionally, IDS believes that this product is far superior to other coating systems for this application. IDS has billed \$2,575.54 for this project, which will be credited to the District.

Mr. Pugh stated that IDS recommends the Board approve Change Order No. 1, which results in an increase of \$32,114.15.

- M. NorthPointe Center – Phase 2 (Santikos). The developer is planning to develop the 11.24 acre site, which would include three (3) restaurants and two (2) retail centers. One of the restaurants is planned to be a Bombshells restaurant. IDS has received plans for review and will send comments to the developer's engineer next week.
- N. 136-Acre Finger Tract. There were no matters to report.
- O. 9.6-acre Riverside Tract Potential Annexation. The developer is working with the landowner to purchase land for commercial use.
- P. Hufsmith Heights tract. There are no matters to report.

Next, upon motion by Director Cook, seconded by Director Dunn, after full discussion and with all Directors present voting aye, the Board (i) approved the Interlocal Agreement with Harris County, a copy of which is attached to the Engineer's Report; (ii) approved Change Order No. 1 from Spectra Shield in the amount of \$32,114.15 for the WWTP Rehabilitation Project; and (iii) approved the Engineer's Report.

V. **Off Cinco Website Maintenance Renewal Proposal**. Ms. Waugh presented to and reviewed with the Board a request for the fee increase from \$300 to \$500 per month. Ms. Waugh explained that there was no fee increase in 2017 and the increase was based on the number of hours spent on maintaining the website and posting notices. Upon motion by Director Cook, seconded by Director Lackey, after full discussion and with all Directors present voting aye, the Board approved the Off Cinco Renewal Proposal, a copy of which is attached hereto as Exhibit "C".

VI. **Developer's Report**. There was no report.

VII. **Attorney's Report**.

Minutes of May 17, 2018. Upon motion by Director Dunn, seconded by Director Cook, after full discussion and with all Directors present voting aye, the Board approved the minutes of the May 17, 2018 Board meeting as amended.

VIII. **Adjournment**. With no additional matters before the Board, the Board adjourned the meeting at 7:48 p.m.

[EXECUTION PAGE FOLLOWS]

Passed and approved this 26<sup>th</sup> day of June, 2018.

  
Secretary, Board of Directors

**Exhibits:**

- "A" Operator Report
- "B" Engineers Report
- "C" Off Cinco Proposal



P.O BOX 11750  
SPRING, TEXAS 77391-1750  
281-374-8989

## OPERATIONS REPORT

For

HARRIS COUNTY MUD #368

JUNE 7, 2018  
BOARD MEETING

**MONTHLY ACTIVITY REPORT**  
**FOR**  
**HARRIS COUNTY MUNICIPAL UTILITY DISTRICT # 368**

**COLLECTIONS DATE RANGE:** April 21, 2018 thru May 18, 2018

<b>Water Collections:</b>	<b>\$ <u>72,976.56</u></b>
<b>Sewer Collections:</b>	<b><u>151,967.97</u></b>
<b>NHCRWA Fees:</b>	<b><u>76,621.69</u></b>
<b>Security Service Fees</b>	<b><u>11,450.00</u></b>
<b>Late Letter Fees:</b>	<b><u>3,222.20</u></b>
<b>Penalties:</b>	<b><u>5,444.02</u></b>
<b>Deposits:</b>	<b><u>7,567.92</u></b>
<b>Transfer Fees:</b>	<b><u>1,025.00</u></b>
<b>Service Fees:</b>	<b><u>0</u></b>
<b>Miscellaneous:</b>	<b><u>2,768.93</u></b>
<b>Unapplied Payments/Overpayments:</b>	<b><u>2,591.06</u></b>

**TOTAL COLLECTIONS:**

**\$335,635.35**

**CURRENT BILLING DUE FOR PERIOD ENDING May 11, 2018:**

<b>Water:</b>	<b>\$ <u>75,964.75</u></b>
<b>Sewer:</b>	<b><u>160,664.90</u></b>
<b>NHCRWA Fees:</b>	<b><u>107,140.60</u></b>
<b>Security Service Fee:</b>	<b><u>11,510.00</u></b>

**TOTAL CURRENT BILLING:**

**\$355,280.25**

**PREPARED BY: EAGLE WATER MANAGEMENT, INC.**

**HARRIS COUNTY MUD #368  
WATER ACCOUNTABILITY  
JUNE 2018 MEETING**

<u>Billing Period: April 13, 2018 thru May 11, 2018</u>	<u>GALLONS</u>	<u>GALLONS</u>
TOTAL WELL GALLONS PUMPED DURING BILLING CYCLE:	953,000	
RECEIVED FROM NHCRWA	<u>25,055,000</u>	
<b>TOTAL GALLONS PUMPED:</b>	<b>26,008,000</b>	
<b><u>WATER LOSSES</u></b>		<b><u>LOSS</u></b>
WASTE TREATMENT PLANT USAGE:		0
INTERCONNECT USAGE DELIVERED:		0
LINE FLUSHINGS:		0
FIRE HYDRANT FLUSHINGS:		0
UNAUTHORIZED CONSUMPTION: (Theft - estimate)		0
STORAGE TANK DRAINING/FLUSHING: (Overflow)		0
HYDROPNEUMATIC TANK REFILLS:		0
MAIN BREAKS: (Estimate)		0
SERVICE LINE LEAKS:		43,200
WATER MAIN FILLINGS:		0
FIRE HYDRANT METER RENTAL USAGE:		0
OTHER:		0
<b><u>TOTAL WATER LOSSES FOR BILLING CYCLE:</u></b>		<b><u>43,200</u></b>
<b><u>TOTAL NET GALLONS PUMPED:</u></b>	<b><u>25,964,800</u></b>	
<b><u>GALLONS BILLED FOR BILLING CYCLE:</u></b>	<b><u>26,005,000</u></b>	
<b><u>PUMP TO BILL PERCENTAGE FOR BILLING CYCLE:</u></b>		<b><u>100.2%</u></b>
<b><u>ADDITIONAL INFORMATION:</u></b>		
<b><u>NUMBER OF CONNECTION ACCOUNTS</u></b>		
RESIDENTIAL	3,806	
COMMERCIAL	28	
APARTMENTS	0	
NON PROFIT	2	
BUILDERS	10	
IRRIGATION/OTHERS	43	
<b><u>TOTAL NUMBER OF ACCOUNTS:</u></b>	<b><u>3,889</u></b>	

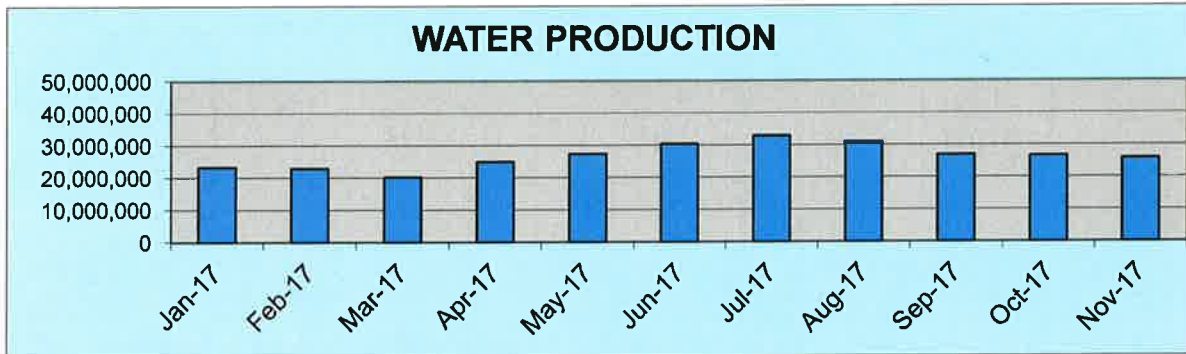


EAGLE WATER MANAGEMENT, INC.

HARRIS COUNTY MUD #368

WATER PRODUCTION & ACCOUNTABILITY

MO/YR	PUMPED (MG)	BILLED (MG)	%	Four Month Average
Jan-17	23,296,000	21,801,000	93.6%	93.6%
Feb-17	22,875,000	22,797,000	99.7%	96.6%
Mar-17	20,238,500	20,224,000	99.9%	97.7%
Apr-17	24,966,500	24,288,000	97.3%	97.6%
May-17	27,337,500	25,772,000	94.3%	97.8%
Jun-17	30,446,060	30,361,000	99.7%	97.8%
Jul-17	32,934,250	32,703,000	99.3%	97.6%
Aug-17	30,917,570	30,979,000	100.2%	98.4%
Sep-17	26,959,000	28,315,000	105.0%	101.1%
Oct-17	26,612,600	26,029,000	97.8%	100.6%
Nov-17	25,872,000	26,201,000	101.3%	101.1%
Dec-17	24,133,000	23,080,000	95.6%	99.9%
Jan-18	20,802,000	21,259,000	102.2%	99.2%
Feb-18	22,716,800	21,361,000	94.03%	98.3%
Mar-18	20,842,150	19,226,000	92.25%	96.0%
Apr-18	23,414,000	23,385,000	99.88%	97.1%
May-18	25,684,800	26,005,000	101.25%	96.9%



**HARRIS COUNTY MUD #368**

**WATER PLANT  
MONTHLY FACILITY REPORT**

**MONTH OF MAY 2018**

**WELL #2 PUMPAGE**

Average Daily  
Maximum Daily  
Minimum Daily

**CURRENT**

200 gallons  
6,000 gallons  
0 gallons  
**6,000 gallons**

**LAST MONTH**

89,000 gallons  
198,000 gallons  
0 gallons  
**2,671,000 gallons**

**TOTAL**

**WELL #3 PUMPAGE**

Average Daily  
Maximum Daily  
Minimum Daily

**CURRENT**

600 gallons  
19,000 gallons  
0 gallons  
**19,000 gallons**

**LAST MONTH**

2,000 gallons  
33,000 gallons  
0 gallons  
**56,000 gallons**

**TOTAL**

**WELL #4 PUMPAGE**

Average Daily  
Maximum Daily  
Minimum Daily

**CURRENT**

95,000 gallons  
832,000 gallons  
0 gallons  
**2,946,000 gallons**

**LAST MONTH**

42,000 gallons  
750,000 gallons  
0 gallons  
**1,257,000 gallons**

**TOTAL**

**WELL #5 PUMPAGE**

Average Daily  
Maximum Daily  
Minimum Daily

**CURRENT**

24,000 gallons  
200,000 gallons  
0 gallons  
**732,000 gallons**

**LAST MONTH**

28,000 gallons  
252,000 gallons  
0 gallons  
**831,000 gallons**

**TOTAL**

**WELL #6 PUMPAGE**

Average Daily  
Maximum Daily  
Minimum Daily

**CURRENT**

1,000 gallons  
18,000 gallons  
0 gallons  
**18,000 gallons**

**LAST MONTH**

4,000 gallons  
80,000 gallons  
0 gallons  
**125,000 gallons**

**TOTAL**

<b>TOTAL PUMPAGE FROM WELLS</b>	<b>3,721,000 gallons</b>	<b>4,940,000 gallons</b>
<b>TOTAL RECEIVED FROM NHCRWA</b>	<b>27,850,000 gallons</b>	<b>24,292,000 gallons</b>
<b>TOTAL COMBINED PRODUCTION</b>	<b>31,571,000 gallons</b>	<b>29,232,000 gallons</b>
<b>PERCENTAGE SURFACE WATER</b>	<b>88.21%</b>	<b>83.10%</b>

**PERMIT TERM:** **SEPT 1, 2017 THRU AUGUST 31, 2018**

**YEAR TO DATE PUMPAGE THRU 2018 PERMIT TERM:** **18,184,000 gallons**

**YEAR TO DATE RWA WATER THRU 2018 PERMIT TERM:** **188,848,000 gallons**

**PERCENTAGE SURFACE WATER DURING PERMIT TERM** **91.22%**

**CONDITION OF EQUIPMENT:**

---

**FUTURE ANTICIPATED PROJECTS:**

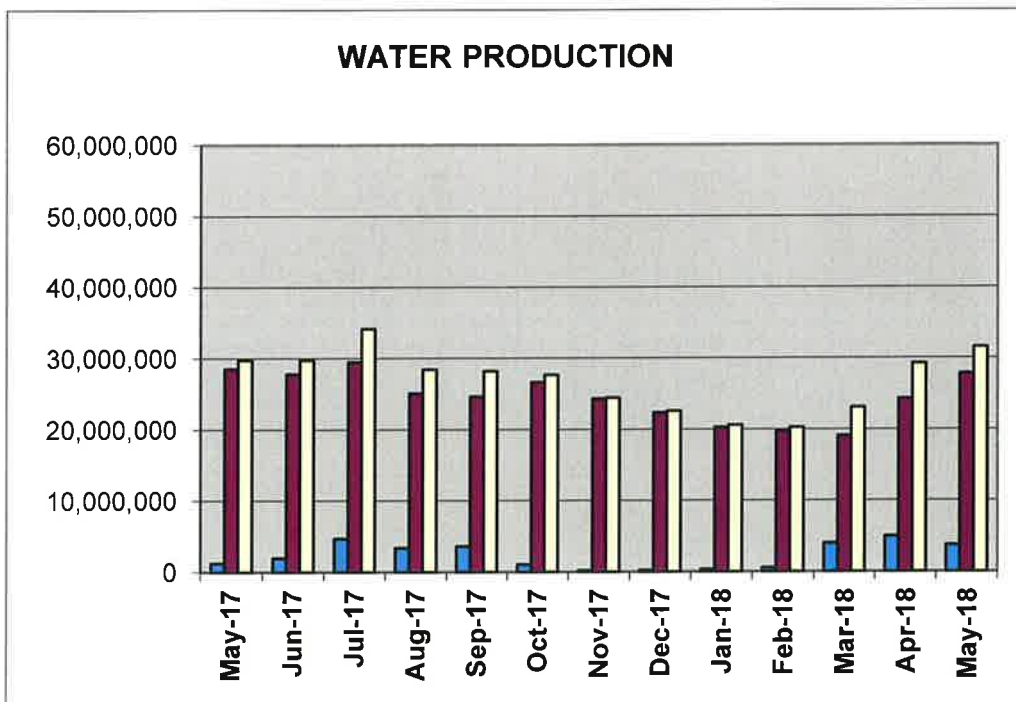
Recoating project

---

## HARRIS COUNTY MUNICIPAL UTILITY DISTRICT #368

### WATER PRODUCTION REPORT

MONTH/YEAR	PUMPAGE	NHCRWA	TOTAL
May-17	1,228,000	28,509,000	29,737,000
Jun-17	1,928,000	27,816,000	29,744,000
Jul-17	4,663,000	29,484,000	34,147,000
Aug-17	3,358,000	25,087,000	28,445,000
Sep-17	3,591,000	24,614,000	28,205,000
Oct-17	1,042,000	26,620,000	27,662,000
Nov-17	170,000	24,282,000	24,452,000
Dec-17	217,000	22,346,000	22,563,000
Jan-18	330,000	20,265,000	20,595,000
Feb-18	526,000	19,751,000	20,277,000
Mar-18	3,977,000	19,093,000	23,070,000
Apr-18	4,940,000	24,292,000	29,232,000
May-18	3,721,000	27,850,000	31,571,000



MAY 2018

**FLOW (GPD)**

**Average Daily Flow:** 658,000 GALLONS

**Percent of Rated Capacity:** 73%

**Minimum Daily Flow:** 298,000 GALLONS

**Maximum Daily Flow:** 1,376,000 GALLONS

**TOTAL FLOW:** 20,405,000 GALLONS

**TPDES PERMIT NO.** 12044-001

**PERMIT EXPIRATION:** 3/1/2018

**PERMIT VIOLATIONS:** None

**SOLIDS HANDLING DATE:** 21, 22, 23 gallons 284,063

**CONDITION OF EQUIPMENT:** \_\_\_\_\_

By pass pumping equipment installed and lift station recoating project underway

**FUTURE ANTICIPATED PROJECTS:** \_\_\_\_\_

Recoating of onsite lift station

Replacement of underground valves and clarifier and digester sidewall repairs

**HC MUD 368  
Sludge Haul History**

Month/Year	Gallons processed	Cost/gallon	Cost
Jan-16	223,526	\$0.0425	\$9,499.86
Feb-16	183,609	\$0.0425	\$7,803.38
Mar-16	199,814	\$0.0425	\$8,492.10
Apr-16	196,534	\$0.0425	\$8,352.70
May-16	0		\$0.00
Jun-16	188,831	\$0.0425	\$8,025.32
Jul-16	191,918	\$0.0425	\$8,156.52
Aug-16	251,598	\$0.0425	\$10,692.92
Sep-16			\$0.00
Oct-16	197,070	\$0.0425	\$8,375.48
Nov-16			\$0.00
Dec-16	202,046	\$0.0425	\$8,586.96
<b>2016 Total</b>	<b>1,834,946</b>		<b>\$77,985.21</b>
Jan-17	262,255	\$0.0425	\$11,145.84
Feb-17	0	\$0.0000	\$0.00
Mar-17	281,110	\$0.0425	\$11,947.18
Apr-17	269,777	\$0.0425	\$11,465.52
May-17	0	\$0.0000	\$0.00
Jun-17	372,652	\$0.0425	\$15,837.71
Jul-17	194,619	\$0.0425	\$8,271.31
Aug-17	0		\$0.00
Sep-17	221,601	\$0.0425	\$9,418.04
Oct-17			\$0.00
Nov-17	261,116	\$0.0425	\$11,097.43
Dec-17			\$0.00
<b>2017 Total</b>	<b>1,863,130</b>		<b>\$79,183.03</b>
Jan-18	194,407	\$0.0425	\$8,262.30
Feb-18			\$0.00
Mar-18	189,834	\$0.0425	\$8,067.95
Apr-18	222,061	\$0.0425	\$9,437.59
May-18	284,063	\$0.0425	\$12,072.68
Jun-18			\$0.00
Jul-18			\$0.00
Aug-18			\$0.00
Sep-18			\$0.00
Oct-18			\$0.00
Nov-18			\$0.00
Dec-18			\$0.00
<b>2018 Total</b>	<b>890,365</b>		<b>\$37,840.51</b>

Account Name	Total previous 12 months	17-Jun	17-Jul	17-Aug	17-Sep	17-Oct	17-Nov	17-Dec	18-Jan	18-Feb	18-Mar	18-Apr	18-May	Total
Graceview Baptist Church	\$1,500	\$200	\$200	\$200	\$200	\$200	\$200	\$200	\$200	\$200	\$200	\$200	\$200	\$2,400
100		43	47	43	49	48	48	39	27	46	46	28	37	
Walgreens	\$1,200	\$200	\$200	\$200	\$200	\$200	\$200	\$200	\$200	\$200	\$200	\$200	\$200	\$2,400
201		6	5	6	5	7	0	39	17	23	19	21	25	
Reach Unlimited (12335 White River)	\$1,500	\$200	\$200	\$350	\$200	\$200	\$200	\$200	\$200	\$200	\$200	\$200	\$200	\$2,550
300		64	17	50	21	21	22	17	23	35	26	24	22	
Houston Garden Center	\$1,200	\$200	\$200	\$200	\$200	\$200	\$200	\$200	\$200	\$200	\$200	\$200	\$200	\$2,400
410		4	3	3	2	2	4	4	2	3	3	4	3	
Quick N Easy (Chevron)	\$1,200	\$200	\$200	\$200	\$200	\$200	\$200	\$200	\$200	\$200	\$200	\$200	\$200	\$2,400
500		14	13	13	11	11	12	11	12	12	11	12	12	
Landmark Property (Strip Center w/ Subway)	\$2,950	\$600	\$200	\$3,500	\$600	\$200	\$200	\$200	\$200	\$200	\$200	\$200	\$350	\$6,650
510		94	48	160	87	36	45	23	6	1	4	0	69	
Canyon Cleaners	\$1,800	\$200	\$350	\$600	\$200	\$350	\$350	\$350	\$350	\$350	\$200	\$350	\$350	\$4,000
521		41	59	148	45	56	59	51	56	51	48	54	53	
Tower Plaza (Strip Center by Chevron)	\$1,200	\$200	\$350	\$200	\$200	\$200	\$200	\$200	\$200	\$200	\$200	\$200	\$200	\$2,550
600		40	50	33	16	17	19	18	19	38	26	25	21	
Regal Cinema Inc.	\$10,000	\$3,500	\$3,500	\$3,500	\$600	\$600	\$600	\$3,500	\$3,500	\$600	\$600	\$600	\$600	\$21,700
1222		174	195	199	80	119	101	152	269	104	124	113	134	
Knorrville Elementary	\$3,000	\$350	\$200	\$200	\$350	\$600	\$600	\$600	\$200	\$600	\$600	\$600	\$600	\$5,500
140480		70	3	7	63	112	104	93	45	103	88	93	111	
Parkway Chevrolet	\$6,000	\$600	\$600	\$600	\$600	\$600	\$600	\$600	\$600	\$200	\$350	\$600	\$600	\$6,550
186910		144	126	133	93	123	126	119	91	0	79	95	80	
Kids World Day care	\$1,200	\$200	\$200	\$200	\$200	\$200	\$200	\$200	\$200	\$200	\$200	\$200	\$200	\$2,400
187220		24	22	24	16	17	22	13	14	18	17	20	16	
Valero	\$1,200	\$200	\$200	\$200	\$200	\$200	\$200	\$200	\$200	\$200	\$200	\$200	\$200	\$2,400
201330		27	33	35	27	28	31	27	26	23	34	26	25	
Barkway Pet Resort	\$3,500	\$350	\$600	\$600	\$600	\$600	\$200	\$200	\$600	\$600	\$350	\$600	\$350	\$5,650
202221		79	91	111	82	96	0	91	91	80	78	81	77	
Blackhear Elementary	\$11,200	\$600	\$200	\$350	\$3,500	\$3,500	\$3,500	\$600	\$600	\$3,500	\$3,500	\$3,500	\$3,500	\$26,850
202561		133	49	65	174	231	222	143	80	158	163	192	189	
Texas Roachhouse	\$6,000	\$3,500	\$600	\$3,500	\$600	\$3,500	\$3,500	\$3,500	\$600	\$600	\$600	\$600	\$600	\$24,600
202770		155	138	164	144	152	185	157	152	131	127	126	122	
Fred Haas Nissan	\$6,000	\$600	\$600	\$600	\$600	\$600	\$600	\$600	\$600	\$600	\$600	\$600	\$600	\$7,200
203120		110	107	106	103	115	117	111	106	111	117	127	113	
Lacey Food Mart	\$1,200	\$200	\$200	\$200	\$200	\$200	\$200	\$200	\$200	\$200	\$200	\$200	\$200	\$2,400
203141		21	12	15	18	15	15	18	16	10	10	10	15	
Bahama Bucks	\$1,350	\$200	\$350	\$200	\$200	\$200	\$200	\$200	\$200	\$200	\$200	\$200	\$200	\$2,550
207320		33	52	31	22	19	18	14	14	14	18	23	23	
HMT	\$1,500	\$200	\$200	\$350	\$200	\$200	\$200	\$200	\$200	\$200	\$200	\$200	\$200	\$2,550
207810		28	34	51	25	29	21	38	39	19	19	20	18	
Adriatic Cafe	\$1,100	\$350	\$350	\$350	\$350	\$350	\$350	\$350	\$350	\$350	\$350	\$350	\$350	\$4,200
208151		53	66	77	73	55	59	60	72	65	65	67	65	
Parkway Libe Center										\$200	\$600	\$350	\$350	\$1,500
208710										10	81	71	57	
Totals	\$65,800	\$12,850	\$9,700	\$16,300	\$10,200	\$13,100	\$12,700	\$12,700	\$12,700	\$10,000	\$9,550	\$10,200	\$10,100	\$140,100







Code	Name	Value 1	Value 2	Units	Value 1	Value 2	Value 3	Units	of Ex.	Analysis	Type
NODI: -											
<b>X</b> 51040	E. coli										
	1 - Effluent Gross										
Season: 0											
NODI: -											
80082	BOD, carbonaceous [5 day, 20 C]										
	1 - Effluent Gross										
Season: 0											
NODI: -											
Season: 0											
NODI: -											

**Submission Note**

If a parameter row does not contain any values for the Sample nor Effluent Trading, then none of the following fields will be submitted for that row: Units, Number of Excursions, Frequency of Analysis, and Sample Type.

**Edit Check Errors**

Parameter Code	Parameter Name	Monitoring Location	Field	Type	Description	Acknowledge
51040	E. coli	1 - Effluent Gross	Units	Soft	The selected units do not match the units specified by the permit for this parameter. (Error Code: 3 )	

**Comments**

**Attachments**

No attachments.

**Report Last Saved By**

**HARRIS COUNTY MUD 368**

User: deena@nwdls.com

Name: Deena McDaniel

E-Mail: deena@nwdls.com

Date/Time: 2018-05-09 16:43 (Time Zone: -05:00)

**Report Last Signed By**

User: mplunkett@eaglewatermanagement.com

Name: Mike Plunkett

E-Mail: mplunkett@eaglewatermanagement.com

Date/Time: 2018-05-11 08:54 (Time Zone: -05:00)



June 7, 2018

Board of Directors  
Harris County Municipal Utility District No. 368  
c/o Johnson Petrov LLP  
1001 McKinney, Suite 1000  
Houston, Texas 77002-1223

Reference: District Engineer's Status Report, IDS Job No. 0456-001-MR

Members of the Board:

The status of the various projects in the District is as follows:

#### **GENERAL DISTRICT MATTERS**

1. Northern Point Drainage

The relocation of CenterPoint gas lines has been completed. We solicited bids to two other contractors and Camino's proposal stands as the lowest price. Forterra has delivered the prefabricated stormwater quality inlet structures to the contractor. The contractor is preparing to begin staging equipment.

2. Facility Improvement and Maintenance Plan

We are going through the cost estimates in detail to finalize a total amount for an anticipated bond issue. We will coordinate with the Financial Advisor once we have come to a final amount to determine what the tax implications may be.

3. Hufsmith Kohrville Improvements

Harris County has sent an Interlocal Agreement package for the Board's consideration and approval. The agreement covers the cooperation between the District and the County in the relocation of the 12-inch well collection line as a part of the Hufsmith-Kohrville Road improvements.

4. Operations Committee Meeting

The next Operations Committee Meeting has not been scheduled.

### **WATER SUPPLY SYSTEM MATTERS**

5. Water Quality Monitoring for Water Well Nos. 2, 3, 4, 5, and 6

The May 2018 laboratory test results for benzene, toluene, ethyl benzene, or xylene (BTEX) in Well No. 2, Well No. 3, Well No. 4, Well No. 5, and Well No. 6 are non-detect.

6. Water Plant Nos. 1 and 2

An orifice plate to control flow between Water Plant No. 2 and Water Plant No. 1 has been ordered.

7. Water Plant Rehabilitation

The contractor has completed a majority of the work on the first ground storage tank. The scaffolding has been erected at the second ground storage tank.

The contractor cleaned the interior of the first ground storage tank and hydropneumatics tank and we performed an interior inspection. The inspection report was completed today. We will review the report and determine if rehabilitation of the interiors of these two tanks will be necessary.

8. TCEQ Compliance

We are working on obtaining approval of the sanitary control easements and Water Well No. 6 acceptance.

### **WASTEWATER TREATMENT SYSTEM MATTERS**

9. Phase 3 Sanitary Sewer Rehab

We are working to obtain a proposal for the phase 4 sanitary sewer rehabilitation work.

10. Sandy Stream Sewer Capacity Evaluation: Upsize Required for Dungrove Tract

No new activity to report.

11. Lift Station Control Panel Replacements

The electrical engineer is awaiting information necessary to complete design. A meeting was held at Water Plant No. 1 with Pump Solutions and Deragger, Inc. regarding their products for surge protection, de-ragging, and pump monitoring. Based on their presentation and demonstration of their product, we believe the product is well suited to meet the needs for the proposed control panel replacements.

12. Wastewater Treatment Plant Rehabilitation

We have prepared Changer Order No. 1, which results in an increase of \$32,114.15. We recommend approval of the change order.

The contractor is on site and has begun work on the lift station interior rehabilitation work. They anticipate completion of surface preparation by the end of this week and should complete interior coatings early next week.

**RESIDENTIAL AND COMMERCIAL DEVELOPMENT PROJECTS**

13. Harris County Street Acceptance Status

All streets eligible for acceptance have been accepted by the County.

14. NorthPointe Center-Phase II (Santikos)

The developer is planning to develop the 11.24-acre site, which would include three restaurants and two retail centers. One of the restaurants is planned to be a Bombshells restaurant. We have received plans for review and plan to have comments to the engineer next week.

15. 136-Acre Finger Tract

No new activity to report.

16. 9.6-Acre Riverside Tract


The developer is working with the landowner to purchase land for commercial use, and there are no new updates on this tract.

17. Huffsmith Heights Tract

No new activity to report.

We will be glad to answer any questions the Board may have.

Respectfully,



Matthew Carpenter, P.E.



Kameron H. Pugh, E.I.T.

**CONTRACT CHANGE ORDER**

Project: Wastewater Treatment Plant Lift Station Rehabilitation

Date: 6/7/2018

Change Order No.: 1

Job No.: 0456-155-00

Contract No.: 1

Owner: Harris County Municipal Utility District No. 368

Contractor: Concrete Conservation, Inc.

REVISED CONTRACT AMOUNT	
Original Contract Amount:	\$24,161.00
Previous Contract Amount:	\$24,161.00
Amount This Change Order:	\$32,114.15
Revised Contract Amount:	\$56,275.15

## 1. GENERAL STATEMENT OF CHANGE:

This order covers the contract modification as follows:

Upon further investigation, corrosion and concrete failure was observed in the former dry pit portion of the wet well. This change order covers the interior surface preparation and coating of the former dry pit portion.

## 2. TIME: None

The work covered by this change order shall be performed under the same terms and conditions as included in the original construction contract.

Changes Approved:

 Harris County Municipal Utility District No.  
 368

Owner

By:

(Date)

Concrete Conservation, Inc.

Contractor

By:

(Date)

Changes Recommended:

IDS Engineering Group

Engineer

By:

(Date)



**CONTRACT CHANGE ORDER**

Project: Wastewater Treatment Plant Lift Station Rehabilitation

Date: 6/7/2018

Change Order No.: 1

Job No.: 0456-155-00

Contract No.: 1

Owner: Harris County Municipal Utility District No. 368

Contractor: Concrete Conservation, Inc.

---

**ADDITIONAL ITEMS**

3. CONTRACT DRAWING REVISIONS:

None

4. CONTRACT DOCUMENTS REVISIONS:

None

5. CONTRACT PRICE REVISIONS:

**Add the following items:**

<u>Item No.</u>	<u>Quantity</u>	<u>Unit</u>	<u>Unit Price</u>	<u>Description</u>	<u>Add Cost</u>
CO1A	1	L.S.	\$32,114.15	Allowance to Prepare and Coat Former Dry Well Interior Surfaces Per Specification 09915 with Spectra Shield, Complete in Place:	\$32,114.15

**TOTAL AMOUNT OF CHANGE ORDER NO. 1**

**\$32,114.15**

**Senate Bill 252 Implementation**

As required by law, Off Cinco hereby represents and warrants that at the time of this Contract neither Off Cinco, nor any wholly owned subsidiary, majority-owned subsidiary, parent company or affiliate of Off Cinco (i) engages in business with Iran, Sudan or any foreign terrorist organization as described in Chapters 806 or 807 of the Texas Government Code, or Subchapter F of Chapter 2252 of the Texas Government Code, or (ii) is a company listed by the Texas Comptroller under Sections 806.051, 807.051 or 2252.153 of the Texas Government Code. The term "foreign terrorist organization" has the meaning assigned to such term in Section 2252.151 of the Texas Government Code.

**House Bill 89 Implementation**

As required by Chapter 2270, Government Code, Off Cinco hereby verifies that Off Cinco does not boycott Israel and will not boycott Israel through the term of this Agreement. For purposes of this verification, "boycott Israel" means refusing to deal with, terminating business activities with, or otherwise taking any action that is intended to penalize, inflict economic harm on, or limit commercial relations specifically with Israel, or with a person or entity doing business in Israel or in an Israeli-controlled territory, but does not include an action made for ordinary business purposes.

Agreed and Accepted.

**Harris County Municipal Utility District No. 368**

By: \_\_\_\_\_

Date: \_\_\_\_\_

Title: \_\_\_\_\_

**Off Cinco**

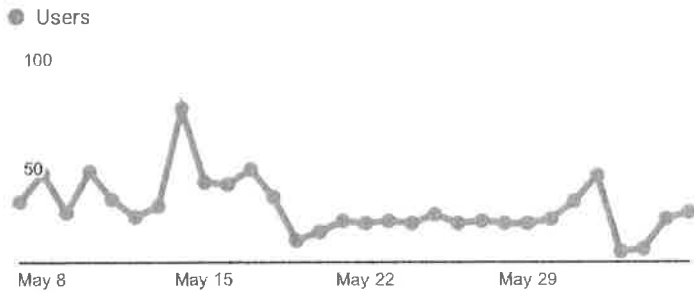
By: \_\_\_\_\_

Date: \_\_\_\_\_

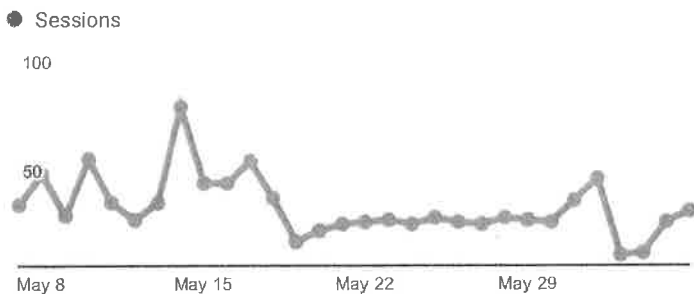
Title: \_\_\_\_\_

All Users  
100.00% Sessions

Users



Sessions



Pageviews by Page Title

Page Title	Pageviews	Unique Pageviews
Harris County Municipal Utility District 368	780	623
Contact – Harris County Municipal Utility District 368	123	102
Water Info – Harris County Municipal Utility District 368	113	96
Trash/Recycling – Harris County Municipal Utility District 368	99	84
Resource Center – Harris County Municipal Utility District 368	75	64
Water – Harris County Municipal Utility District 368	49	40
About – Harris County Municipal Utility District 368	40	35
Meetings – Harris County Municipal Utility District 368	34	27
Consultants – Harris County Municipal Utility District 368	31	25
(not set)	20	20

Sessions by Channel

Default Channel Grouping	Sessions	% New Sessions
Organic Search	485	61.03%
Direct	249	62.25%
Referral	68	76.47%
Social	3	100.00%

Time on Page by Page Title

Page Title	Avg. Time on Page
Board Meetings – 2017 – Harris County Municipal Utility District 368	00:12:01
HCMUD 368 – Harris County Municipal Utility District 368	00:01:59
Contact – Harris County Municipal Utility District 368	00:01:40
Water Info – Harris County Municipal Utility District 368	00:01:36
Trash/Recycling – Harris County Municipal Utility District 368	00:01:22
Harris County Municipal Utility District 368	00:01:18
About – Harris County Municipal Utility District 368	00:01:11
Trash – Harris County Municipal Utility District 368	00:01:10
Meetings – Harris County Municipal Utility District 368	00:00:57
Northern Point Drainage & Improvement FAQs – Harris County Municipal Utility District 368	00:00:53

Sessions by Source / Medium

Source / Medium	Sessions	% New Sessions
google / organic	397	58.69%
(direct) / (none)	249	62.25%
bing / organic	74	67.57%
eaglewatermanagement.com / referral	40	62.50%
best-ping-service-usa-1.info / referral	20	100.00%
yahoo / organic	13	92.31%
threeleavillage.com / referral	4	75.00%



### Sessions by Browser

Browser	Sessions	% New Sessions
Chrome	363	65.29%
Safari	207	53.62%
Edge	90	63.33%
Internet Explorer	88	70.45%
Firefox	33	75.76%
Samsung Internet	13	38.46%
Amazon Silk	4	50.00%
HubSpot inbound link reporting check	4	100.00%
Android Webview	2	100.00%
Opera	1	100.00%

Canada	5	80.00%
China	2	100.00%
India	2	100.00%
Philippines	2	100.00%
Romania	2	50.00%
United Arab Emirates	1	100.00%
Brazil	1	100.00%
Germany	1	100.00%

### Sessions by Region



### Sessions by Device Category

Device Category	Sessions	% New Sessions
desktop	513	66.67%
mobile	258	55.43%
tablet	34	61.76%

### Sessions by City

City	Sessions	% New Sessions
Houston	329	59.88%
Cypress	118	60.17%
Tomball	118	47.46%
The Woodlands	34	79.41%
(not set)	16	100.00%
Spring	15	86.67%
Dallas	9	66.67%
San Antonio	9	44.44%
New York	7	42.86%
Katy	7	71.43%

### Sessions by Mobile Device

Mobile Device Info	Sessions	% New Sessions
Apple iPhone	149	58.39%
Apple iPad	21	61.90%
Samsung SM-N950U Galaxy Note8	10	30.00%
LG H810 G4	9	11.11%
Microsoft Windows RT Tablet	7	71.43%
Samsung SM-G955U Galaxy S8+	7	57.14%
LG LGMS550 Stylus 2 Plus	6	33.33%
Samsung SM-G935V Galaxy S7 Edge	5	80.00%
ZTE Z982 Blade Z Max	5	40.00%
Samsung SM-G950U Galaxy S8	4	50.00%