

# HARRIS COUNTY MUNICIPAL UTILITY DISTRICT NO. 368

## Minutes of Meeting Thursday, April 5, 2018

The Board of Directors (the "Board") of Harris County Municipal Utility District No. 368 (the "District") met in regular session, open to the public, at 6:30 p.m. on Thursday, April 5 2018, at the District meeting place located inside the District, whereupon the roll was called of the members of the Board to-wit:

Roy P. Lackey	President
Tiffani C. Bishop	Vice President/Investment Officer
Sharon L. Cook	Secretary
Eric Daniel	Treasurer
Allison V. Dunn	Assistant Secretary

All members of the Board were present, thus constituting a quorum. Consultants in attendance were: Mike Plunkett of Eagle Water Management, Inc. ("Operator"); Matthew Carpenter, P.E. and Kameron Pugh, E.I.T., of IDS Engineering Group ("IDS" or "Engineer"); Katherine Turner and Kaye Townley of Municipal Accounts and Consulting, L.P. ("MAC" or "Bookkeeper"); Sergeant Walton of the Harris County Precinct 4 Constable's Office ("HCCO"); and Andrew P. Johnson, III, attorney, and Mirna Croon, paralegal, of Johnson Petrov LLP ("JP" or "Attorney"). Also present were Patricia Thompson, Torvald Thompson, Cheryl Rhoads, and William Rodgers, residents of the District.

The President called the meeting to order at 6:35 p.m. and in accordance with the notice posted pursuant to law, the following business was transacted:

I. **Public Comment.** Mr. Thompson stated that residents of Northpointe East are concerned that the new business park being built at the dead end on Northpointe Blvd. is planning to use the current Northpointe East detention pond for drainage. Mr. Carpenter explained that the site for the business park was included within the drainage boundary when the Northpointe East detention pond was designed. The site has always drained into the Northpointe East pond and the pond was sized to serve the site's developed flow. Mr. Carpenter further explained that the development's engineer will submit construction plans with detailed drainage calculations to Harris County for approval. The County will then determine if the Northpointe East detention pond is able to accommodate the proposed business park development.

Next, residents inquired about the water from a neighboring property draining into the property on Avalon Springs Dr. Mr. Carpenter stated that the property in question is located outside the boundaries of the District. Mr. Carpenter recommended the issue be reported to the Harris County Precinct 4 Community Outreach department.

Mr. Rodgers then reported on the auto-pay issues for his water account, and the Board asked Mr. Plunkett to review the matter.

[Mr. and Mrs. Thompson departed the meeting.]

II. **General Business.**

- A. District's Website. There were no matters to report.
- B. Pay Bills and Estimates. There were no pay bills/estimates presented.
- C. Discuss insurance proposals. Ms. Croon reminded the Board that their current insurance coverage expires on May 31, 2018 and asked whether or not the Board wanted her to solicit proposals for renewal. Discussion ensued and it was the consensus of the Board that in addition to their current provider's proposal, they would like to see an additional proposal.

III. **Operator's Report.** The President recognized Mr. Plunkett who presented to and reviewed with the Board the Operator's Report, a copy of which is attached hereto as Exhibit "A". Mr. Plunkett noted that the District had 92.25% accountability for the period from February 14, 2018 through March 14, 2018.

Mr. Plunkett reviewed correspondence from a resident requesting a water bill adjustment due to a high usage. Mr. Plunkett stated that Eagle did not find a leak; however, the water used was about 5000 gallons for the month of February 2018. The water usage in March 2018 has declined. Mr. Plunkett recommended the Board adjust the water bill to the base rate.

Upon motion by Director Cook, seconded by Director Bishop, after full discussion and with all Directors present voting aye, the Board (i) authorized Eagle to adjust the water bill to the base rate for the resident; and (ii) offer a payment plan to the resident.

Mr. Plunkett reported that the Ground Storage Tank ("GST") fans at Water Plant No. 2 need to be either replaced or repaired. The repair bid received was over \$5,000. Electrical Field Services will examine the GST and if needed, replace the fans with a lower cost option.

Mr. Plunkett next stated that the chlorine analyzer at WP 2 is out of service. The type of chlorine analyzer currently at WP 2 is no longer manufactured, thus Eagle will solicit bids for a different type of chlorine analyzer.

Mr. Plunkett then reviewed with the Board the Termination List, a copy of which is attached to the Operator's Report, and affirmed that all Customers on the list were at least sixty (60) days past due and had been notified in writing of their right to attend this meeting to address the Board.

Upon motion by Director Cook, seconded by Director Lackey, after full discussion and with all Directors present voting aye, the Board (i) authorized termination of service to customers listed on the Termination List, in accordance with provisions of the District's Rate Order; and (ii) approved the Operator's Report as presented.

IV. **Engineer's Report.** Mr. Carpenter presented to and reviewed with the Board the Engineer's Report, a copy of which is attached hereto as Exhibit "B".

- A. **Northern Point Drainage.** Mr. Carpenter reported that the contractor has issued payment to CenterPoint Energy and will complete the construction of the swales as soon as the gas lines have been lowered.

Mr. Carpenter also reported that IDS received a quote from ParkUSA for the screened inlet structures in the amount of \$5,350, which includes fabrication and delivery. IDS has also received an estimate for screened inlet structures from Forterra at approximately \$5,000 plus delivery. Mr. Carpenter asked the Board to authorize IDS to select the lowest cost quote.

- B. **Hufsmith-Kohrville Improvements.** Mr. Carpenter stated IDS is awaiting construction plans from Harris County. Once the plans are received, IDS will review and send comments to Harris County's engineer.

Mr. Carpenter reported that IDS had a meeting with Harris County regarding the County's cooperation in providing a solution to aid drainage in Northern Point. It was determined that Harris County is agreeable to providing capacity within the storm sewer design for Hufsmith-Kohrville improvements to allow for increased pump rates from the Northern Point Detention Basin. In exchange, the District would provide detention, available in the Three Lakes East detention basin, to serve the road improvements. Responding to Director Bishop's questions regarding a cost to the District, Mr. Carpenter stated that the District would need to finance the pump station upgrades and engineering costs. He pointed out that currently, the maximum allowed discharge from the pump station is 10 cubic feet per second (cfs). The District has a possibility to increase the allowed maximum discharge to 40-50 cfs, which would significantly reduce street flooding in Northern Point. The County anticipates that the Hufsmith-Kohrville improvements project would take 18 months to be complete.

- C. **Operations Committee Meeting.** The Operations Committee meeting has been scheduled for April 26, 2018.
- D. **Water Quality Monitoring for Water Wells Nos. 2, 3, 4, 5, and 6.** Mr. Carpenter reported that the April 2018 laboratory test results for benzene, toluene, ethyl benzene, or xylene (BTEX) in Water Wells Nos. 2, 3, 4, 5, and 6 are non-detect.
- E. **Water Plant Nos. 1 and 2.** Mr. Carpenter reported that an orifice plate has been ordered to control flow between Water Plant No. 2 and Water Plant No. 1.
- F. **Water Plant ("WP") Ground Storage Tank Rehabilitation.** The Contract was awarded to Pardalis Industrial Enterprises, Inc., in the amount of \$191,962. A preconstruction meeting was held February 5, 2018. A Notice to Proceed was issued February 19, 2018. The scheduled contract completion date is April 20, 2018.

- G. Sandy Stream Sewer Capacity Evaluation: Upsize required for Dungrove tract. There were no new matters to report.
- H. Lift Station ("LS") Panel Replacements. The electrical engineer is awaiting information necessary to complete design. IDS is working with some equipment vendors to find a suitable product for the panels.
- I. Wastewater Treatment Plant Rehabilitation. Mr. Carpenter stated that the preconstruction meeting was held on March 29, 2018. The contractor and the operator will coordinate to choose a start date that will allow for minimal interruption to the facility. Once the date has been decided, IDS will issue a Notice to Proceed.
- J. NorthPointe Center – Phase 2 (Santikos). The developer is planning to develop the 11.24 acre site, which would include three (3) restaurants and two (2) retail centers.
- K. 136-Acre Finger Tract. There were no matters to report.
- L. 9.6-acre Riverside Tract Potential Annexation. There are no additional updates.
- M. Hufsmith Heights tract. There are no matters to report.

Next, upon motion by Director Cook, seconded by Director Bishop, after full discussion and with all Directors present voting aye, the Board (i) authorized IDS to select the lowest cost quote for the screened inlet structures; and (ii) approved the Engineer's Report.

V. **Developer's Report.** Mr. Carpenter reported on his correspondence with Woodmere Development regarding a potential reimbursement for the Ashford Grove East development.

VI. **Public Comment (continued).** The Board responded to a resident's questions regarding smart meters.

VII. **Attorney's Report.**

A. Minutes of March 15, 2018. Upon motion by Director Dunn, seconded by Director Cook, after full discussion and with all Directors present voting aye, the Board approved the minutes of the March 15, 2018 Board meeting.

VIII. **Adjournment.** With no additional matters before the Board, the Board adjourned the meeting at 7:27 p.m.

Passed and approved this 19<sup>th</sup> day of April, 2018.



Secretary, Board of Directors

**Exhibits:**

- "A" Operator Report
- "B" Engineers Report



P.O BOX 11750  
SPRING, TEXAS 77391-1750  
281-374-8989

## OPERATIONS REPORT

For

HARRIS COUNTY MUD #368

APRIL 5, 2018  
BOARD MEETING

**MONTHLY ACTIVITY REPORT**  
**FOR**  
**HARRIS COUNTY MUNICIPAL UTILITY DISTRICT # 368**

**COLLECTIONS DATE RANGE:** February 22, 2018 thru March 21, 2018

<b>Water Collections:</b>	<b>\$ <u>72,946.00</u></b>
<b>Sewer Collections:</b>	<b><u>157,239.66</u></b>
<b>NHCRWA Fees:</b>	<b><u>73,600.65</u></b>
<b>Security Service Fees</b>	<b><u>11,309.83</u></b>
<b>Late Letter Fees:</b>	<b><u>3,677.53</u></b>
<b>Penalties:</b>	<b><u>5,555.05</u></b>
<b>Deposits:</b>	<b><u>6856.32</u></b>
<b>Transfer Fees:</b>	<b><u>1,000.00</u></b>
<b>Service Fees:</b>	<b><u>0</u></b>
<b>Miscellaneous:</b>	<b><u>3,073.43</u></b>
<b>Unapplied Payments/Overpayments:</b>	<b><u>2,953.86</u></b>

**TOTAL COLLECTIONS:** **\$338,212.33**

**CURRENT BILLING DUE FOR PERIOD ENDING March 14, 2018:**

<b>Water:</b>	<b>\$ <u>67,324.00</u></b>
<b>Sewer:</b>	<b><u>159,860.19</u></b>
<b>NHCRWA Fees:</b>	<b><u>68,829.08</u></b>
<b>Security Service Fee:</b>	<b><u>11,210.00</u></b>

**TOTAL CURRENT BILLING:** **\$307,223.27**

**PREPARED BY: EAGLE WATER MANAGEMENT, INC.**

**HARRIS COUNTY MUD #368  
WATER ACCOUNTABILITY  
APRIL 2018 MEETING**

<u>Billing Period: February 14, 2018 thru March 14, 2018</u>	<u>GALLONS</u>	<u>GALLONS</u>
TOTAL WELL GALLONS PUMPED DURING BILLING CYCLE:	4,383,000	
RECEIVED FROM NHCRWA	<u>16,815,000</u>	
<b><u>TOTAL GALLONS PUMPED:</u></b>	<b><u>21,198,000</u></b>	
<b><u>WATER LOSSES</u></b>		<b><u>LOSS</u></b>
WASTE TREATMENT PLANT USAGE:		4,000
INTERCONNECT USAGE DELIVERED:		0
LINE FLUSHINGS:		0
FIRE HYDRANT FLUSHINGS:		45,150
UNAUTHORIZED CONSUMPTION: (Theft - estimate)		0
STORAGE TANK DRAINING/FLUSHING: (Overflow)		0
HYDROPNEUMATIC TANK REFILLS:		0
MAIN BREAKS: (Estimate)		0
SERVICE LINE LEAKS:		302,400
WATER MAIN FILLINGS:		0
FIRE HYDRANT METER RENTAL USAGE:		0
OTHER: BOV		4,300
<b><u>TOTAL WATER LOSSES FOR BILLING CYCLE:</u></b>		<b><u>355,850</u></b>
<b><u>TOTAL NET GALLONS PUMPED:</u></b>	<b><u>20,842,150</u></b>	
<b><u>GALLONS BILLED FOR BILLING CYCLE:</u></b>	<b><u>19,226,000</u></b>	
<b><u>PUMP TO BILL PERCENTAGE FOR BILLING CYCLE:</u></b>		<b><u>92.2%</u></b>
<b><u>ADDITIONAL INFORMATION:</u></b>		
<b><u>NUMBER OF CONNECTION ACCOUNTS</u></b>		
RESIDENTIAL	3,804	
COMMERCIAL	28	
APARTMENTS	0	
NON PROFIT	2	
BUILDERS	8	
IRRIGATION/OTHERS	43	
<b><u>TOTAL NUMBER OF ACCOUNTS:</u></b>	<b><u>3,880</u></b>	

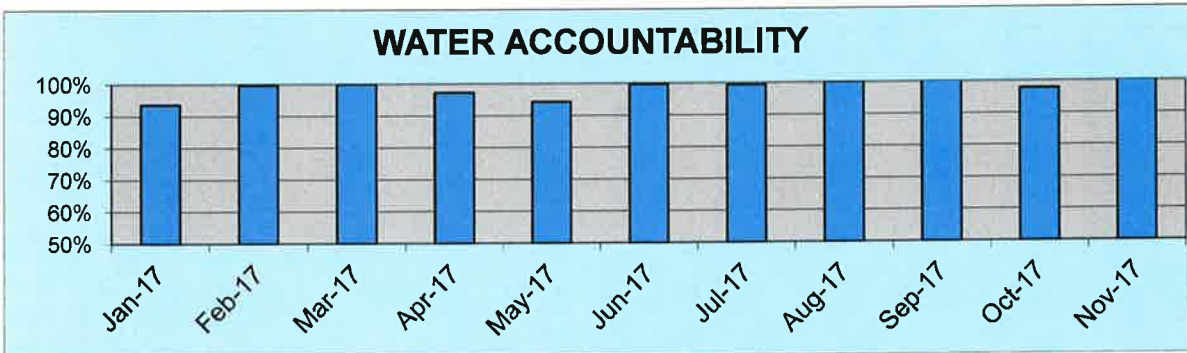
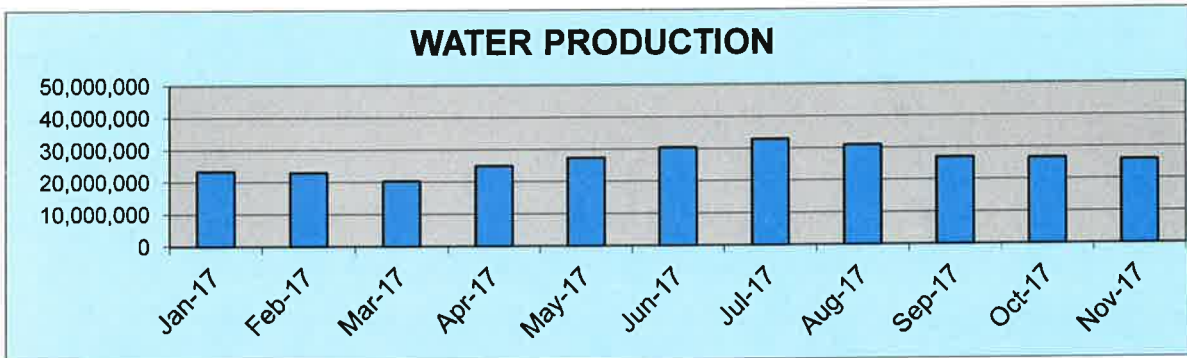


EAGLE WATER MANAGEMENT, INC.

HARRIS COUNTY MUD #368

WATER PRODUCTION & ACCOUNTABILITY

MO/YR	PUMPED (MG)	BILLED (MG)	%	Four Month Average
Jan-17	23,296,000	21,801,000	93.6%	93.6%
Feb-17	22,875,000	22,797,000	99.7%	96.6%
Mar-17	20,238,500	20,224,000	99.9%	97.7%
Apr-17	24,966,500	24,288,000	97.3%	97.6%
May-17	27,337,500	25,772,000	94.3%	97.8%
Jun-17	30,446,060	30,361,000	99.7%	97.8%
Jul-17	32,934,250	32,703,000	99.3%	97.6%
Aug-17	30,917,570	30,979,000	100.2%	98.4%
Sep-17	26,959,000	28,315,000	105.0%	101.1%
Oct-17	26,612,600	26,029,000	97.8%	100.6%
Nov-17	25,872,000	26,201,000	101.3%	101.1%
Dec-17	24,133,000	23,080,000	95.6%	99.9%
Jan-18	20,802,000	21,259,000	102.2%	99.2%
Feb-18	22,716,800	21,361,000	94.03%	98.3%
Mar-18	20,842,150	19,226,000	92.25%	96.0%



**HARRIS COUNTY MUD #368**

**WATER PLANT**  
**MONTHLY FACILITY REPORT**

**MONTH OF MARCH 2018**

<b><u>WELL #2 PUMPAGE</u></b>	<b><u>CURRENT</u></b>	<b><u>LAST MONTH</u></b>
Average Daily	<u>4,000 gallons</u>	<u>11,000 gallons</u>
Maximum Daily	<u>139,000 gallons</u>	<u>295,000 gallons</u>
Minimum Daily	<u>0 gallons</u>	<u>0 gallons</u>
<b>TOTAL</b>	<b><u>139,000 gallons</u></b>	<b><u>295,000 gallons</u></b>

<b><u>WELL #3 PUMPAGE</u></b>	<b><u>CURRENT</u></b>	<b><u>LAST MONTH</u></b>
Average Daily	<u>1,000 gallons</u>	<u>2,000 gallons</u>
Maximum Daily	<u>32,000 gallons</u>	<u>67,000 gallons</u>
Minimum Daily	<u>0 gallons</u>	<u>0 gallons</u>
<b>TOTAL</b>	<b><u>32,000 gallons</u></b>	<b><u>67,000 gallons</u></b>

<b><u>WELL #4 PUMPAGE</u></b>	<b><u>CURRENT</u></b>	<b><u>LAST MONTH</u></b>
Average Daily	<u>83,000 gallons</u>	<u>5,000 gallons</u>
Maximum Daily	<u>866,000 gallons</u>	<u>136,000 gallons</u>
Minimum Daily	<u>0 gallons</u>	<u>0 gallons</u>
<b>TOTAL</b>	<b><u>2,581,000 gallons</u></b>	<b><u>147,000 gallons</u></b>

<b><u>WELL #5 PUMPAGE</u></b>	<b><u>CURRENT</u></b>	<b><u>LAST MONTH</u></b>
Average Daily	<u>37,000 gallons</u>	<u>700 gallons</u>
Maximum Daily	<u>288,000 gallons</u>	<u>2,000 gallons</u>
Minimum Daily	<u>0 gallons</u>	<u>0 gallons</u>
<b>TOTAL</b>	<b><u>1,137,000 gallons</u></b>	<b><u>2,000 gallons</u></b>

<b><u>WELL #6 PUMPAGE</u></b>	<b><u>CURRENT</u></b>	<b><u>LAST MONTH</u></b>
Average Daily	<u>2,000 gallons</u>	<u>500 gallons</u>
Maximum Daily	<u>88,000 gallons</u>	<u>15,000 gallons</u>
Minimum Daily	<u>0 gallons</u>	<u>0 gallons</u>
<b>TOTAL</b>	<b><u>88,000 gallons</u></b>	<b><u>15,000 gallons</u></b>

<b>TOTAL PUMPAGE FROM WELLS</b>	<b>3,977,000 gallons</b>	<b>526,000 gallons</b>
<b>TOTAL RECEIVED FROM NHCRWA</b>	<b>19,093,000 gallons</b>	<b>19,751,000 gallons</b>
<b>TOTAL COMBINED PRODUCTION</b>	<b>23,070,000 gallons</b>	<b>20,277,000 gallons</b>
<b>PERCENTAGE SURFACE WATER</b>	<b>82.76%</b>	<b>97.41%</b>

**PERMIT TERM:** **SEPT 1, 2017 THRU AUGUST 31, 2018**

**YEAR TO DATE PUMPAGE THRU 2018 PERMIT TERM:** 9,523,000 gallons

**YEAR TO DATE RWA WATER THRU 2018 PERMIT TERM:** 136,706,000 gallons

**PERCENTAGE SURFACE WATER DURING PERMIT TERM** 93.49%

**CONDITION OF EQUIPMENT:**

---

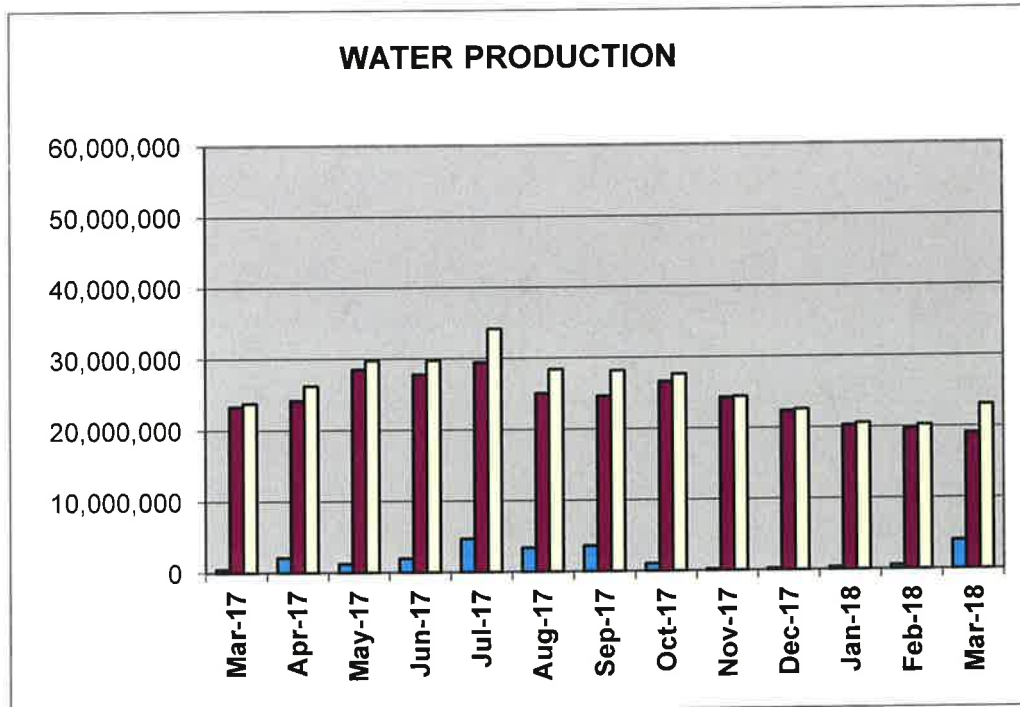
**FUTURE ANTICIPATED PROJECTS:**  
Recoating project

---

HARRIS COUNTY MUNICIPAL UTILITY DISTRICT #368

WATER PRODUCTION REPORT

MONTH/YEAR	PUMPAGE	NHCRWA	TOTAL
Mar-17	453,000	23,310,000	23,763,000
Apr-17	2,067,000	24,144,000	26,211,000
May-17	1,228,000	28,509,000	29,737,000
Jun-17	1,928,000	27,816,000	29,744,000
Jul-17	4,663,000	29,484,000	34,147,000
Aug-17	3,358,000	25,087,000	28,445,000
Sep-17	3,591,000	24,614,000	28,205,000
Oct-17	1,042,000	26,620,000	27,662,000
Nov-17	170,000	24,282,000	24,452,000
Dec-17	217,000	22,346,000	22,563,000
Jan-18	330,000	20,265,000	20,595,000
Feb-18	526,000	19,751,000	20,277,000
Mar-18	3,977,000	19,093,000	23,070,000



**HARRIS COUNTY MUD #368**  
**WASTEWATER TREATMENT PLANT**  
**MONTHLY FACILITY REPORT**

MARCH 2018

**FLOW (GPD)**

**Average Daily Flow:**            713,000 GALLONS

**Percent of Rated Capacity:**            79%

**Minimum Daily Flow:**            364,000 GALLONS

**Maximum Daily Flow:**            1,491,000 GALLONS

**TOTAL FLOW:**            22,114,000 GALLONS

<b>TPDES PERMIT NO.</b>	12044-001
<b>PERMIT EXPIRATION:</b>	3/1/2018
<b>PERMIT VIOLATIONS:</b>	None

**SOLIDS HANDLING DATE:**            14, 16, 17                            gallons 189,834

**CONDITION OF EQUIPMENT:**            \_\_\_\_\_  
\_\_\_\_\_  
\_\_\_\_\_

**FUTURE ANTICIPATED PROJECTS:**            \_\_\_\_\_  
\_\_\_\_\_  
\_\_\_\_\_

Account Name	Total previous 12 months	17-Jun	17-Jul	17-Aug	17-Sep	17-Oct	17-Nov	17-Dec	18-Jan	18-Feb	18-Mar	18-Apr	18-May	Total
Graceview Baptist Church	\$1,500	\$200	\$200	\$200	\$200	\$200	\$200	\$200	\$200	\$200	\$200	\$200	\$200	\$2,000
100		43	47	43	49	48	48	39	27	46	46			\$2,000
Walgreens	\$1,200	\$200	\$200	\$200	\$200	\$200	\$200	\$200	\$200	\$200	\$200	\$200	\$200	\$2,000
201		6	5	6	5	7	0	39	17	23	19			\$2,000
Reach Unlimited (12335 White River)	\$1,500	\$200	\$200	\$350	\$200	\$200	\$200	\$200	\$200	\$200	\$200	\$200	\$200	\$2,150
300		64	17	50	21	21	22	17	23	35	26			\$2,000
Houston Garden Center	\$1,200	\$200	\$200	\$200	\$200	\$200	\$200	\$200	\$200	\$200	\$200	\$200	\$200	\$2,000
410		4	3	3	2	2	4	4	2	3	3			\$2,000
Quick N Easy (Chevron)	\$1,200	\$200	\$200	\$200	\$200	\$200	\$200	\$200	\$200	\$200	\$200	\$200	\$200	\$2,000
500		14	13	13	11	11	12	11	12	12	11			\$2,000
Landmark Property (Strip Center w/ Subway)	\$2,950	\$600	\$200	\$3,500	\$600	\$200	\$200	\$200	\$200	\$200	\$200	\$200	\$200	\$6,100
510		94	48	160	87	36	45	23	6	1	4			\$3,300
Canyon Cleaners	\$1,800	\$200	\$350	\$600	\$200	\$350	\$350	\$350	\$350	\$350	\$200	\$200	\$200	\$3,300
\$21		41	59	148	45	56	59	51	56	51	48			\$2,150
Tower Plaza (Strip Center by Chevron)	\$1,200	\$200	\$350	\$200	\$200	\$200	\$200	\$200	\$200	\$200	\$200	\$200	\$200	\$2,150
600		40	50	33	16	17	19	18	19	38	26			\$2,000
Regal Cinema Inc.	\$10,000	\$3,500	\$3,500	\$3,500	\$600	\$600	\$600	\$3,500	\$3,500	\$600	\$600	\$600	\$600	\$20,500
1222		174	195	199	80	119	101	152	269	104	124			\$4,300
Knoxville Elementary	\$3,000	\$350	\$200	\$200	\$350	\$600	\$600	\$600	\$200	\$600	\$600	\$600	\$600	\$4,300
140480		70	3	7	63	112	104	93	45	103	88			\$5,350
Parkway Chevrolet	\$6,000	\$600	\$600	\$600	\$600	\$600	\$600	\$600	\$600	\$600	\$600	\$600	\$600	\$5,350
186910		144	126	133	93	123	126	119	91	0	79			\$2,000
Kids World Daycare	\$1,200	\$200	\$200	\$200	\$200	\$200	\$200	\$200	\$200	\$200	\$200	\$200	\$200	\$2,000
187220		24	22	24	16	17	22	13	14	18	17			\$2,000
Valero	\$1,200	\$200	\$200	\$200	\$200	\$200	\$200	\$200	\$200	\$200	\$200	\$200	\$200	\$2,000
201330		27	33	35	27	28	31	27	26	23	34			\$4,700
Barkway Pet Resort	\$3,500	\$350	\$600	\$600	\$600	\$600	\$600	\$600	\$600	\$600	\$600	\$600	\$600	\$3,500
202221		79	91	111	82	96	0	0	91	80	78			\$19,850
Blackhear Elementary	\$11,200	\$600	\$200	\$350	\$3,500	\$3,500	\$3,500	\$600	\$600	\$600	\$3,500	\$600	\$600	\$19,850
202561		133	49	65	174	231	222	143	80	158	163			\$23,400
Texas Roadhouse	\$6,000	\$3,500	\$600	\$3,500	\$600	\$3,500	\$3,500	\$3,500	\$3,500	\$600	\$600	\$600	\$600	\$23,400
202770		155	138	164	144	152	185	157	152	131	127			\$6,000
Fred Haas Nissan	\$6,000	\$600	\$600	\$600	\$600	\$600	\$600	\$600	\$600	\$600	\$600	\$600	\$600	\$6,000
203120		110	107	106	103	115	117	111	106	111	117			\$2,000
Lacey Food Mart	\$1,200	\$200	\$200	\$200	\$200	\$200	\$200	\$200	\$200	\$200	\$200	\$200	\$200	\$2,000
203141		21	12	15	18	15	15	18	16	10	10			\$2,150
Bahama Bucks	\$1,350	\$200	\$350	\$200	\$200	\$200	\$200	\$200	\$200	\$200	\$200	\$200	\$200	\$2,150
207320		33	52	31	22	19	18	14	14	14	18			\$2,150
HMT	\$1,500	\$200	\$200	\$350	\$200	\$200	\$200	\$200	\$200	\$200	\$200	\$200	\$200	\$3,500
207810		28	34	51	25	29	21	38	39	19	19			\$3,500
Adriatic Café	\$1,100	\$350	\$350	\$350	\$350	\$350	\$350	\$350	\$350	\$350	\$350	\$350	\$350	\$3,500
208151		53	66	77	73	55	59	60	72	65	65			\$800
Parkway Lube Center														\$800
208710														\$800
Totals	\$65,800	\$12,850	\$9,700	\$16,300	\$10,200	\$13,100	\$12,700	\$12,700	\$12,700	\$10,000	\$9,550	\$0	\$0	\$119,800



Code	Name	Location	#	NUDI	Qualifier 1	Value 1	Qualifier 2	Value 2	Qualifier 3	Value 3	Units	Ex.	of Analysis	Type	
01092	Zinc, total [as Zn]	1 - Effluent Gross	0	--	Sample =	0.229	Req Mon DAILY AV	26 - lb/d	=	0.054	Req Mon DAILY AV	19 - mg/L	0	01/07 - Weekly	24 - COMP24
01105	Aluminum, total [as Al]	1 - Effluent Gross	0	--	Sample <	0.13	Req Mon DAILY AV	26 - lb/d	<	0.03	Req Mon DAILY AV	19 - mg/L	0	01/07 - Weekly	CP - COMPOS
50050	Flow, in conduit or thru treatment plant	1 - Effluent Gross	0	--	Sample =	0.747	Req Mon DAILY AV	03 - MGD	=	3.88	Req Mon DAILY MX	19 - mg/L	0	99/99 - Continuous	TM - TOTALZ
50050	Chlorine, total residual	1 - Effluent Gross	0	--	Sample =	1.48	Req Mon DAILY MX	03 - MGD	=	3.88	Req Mon DAILY MX	19 - mg/L	0	99/99 - Continuous	TM - TOTALZ
50060	Chlorine, total residual	1 - Effluent Gross	0	--	Sample =	1.48	Req Mon DAILY MX	03 - MGD	=	3.88	Req Mon DAILY MX	19 - mg/L	0	99/99 - Continuous	TM - TOTALZ
51040	E. coli	1 - Effluent Gross	0	--	Sample =	15.68	Req Mon DAILY AV	26 - lb/d	=	47	Req Mon DAILY MX	30 - MPN/100mL	0	01/07 - Weekly	GR - GRAB
80062	BOD, carbonaceous [5 day, 20 C]	1 - Effluent Gross	0	--	Sample <	15.68	Req Mon DAILY AV	26 - lb/d	<	4	Req Mon DAILY AV	19 - mg/L	0	01/07 - Weekly	CP - COMPOS

**Submission Note**

If a parameter row does not contain any values for the Sample nor Effluent Trading, then none of the following fields will be submitted for that row: Units, Number of Excursions, Frequency of Analysis, and Sample Type.

**Edit Check Errors**

Parameter Code	Monitoring Location	Field	Type	Description	Acknowledge
51040	E. coli	1 - Effluent Gross	Units	The selected units do not match the units specified by the permit for this parameter. The provided sample value(s) may be outside the permit limit. (Error Code: 3)	

No attachments.

**Report Last Saved By**

**HARRIS COUNTY MUD 368**

User: mplunkett@eaglewatermanagement.com

Name: Mike Plunkett

E-Mail: mplunkett@eaglewatermanagement.com

Date/Time: 2018-03-12 10:50 (Time Zone: -05:00)

**Certification Statement**

I certify under penalty of law that this submission was prepared under my direction or supervision in accordance with a system designed to assure that qualified personnel properly gather and evaluate the information submitted. Based on my inquiry of the person or persons who manage the system, or those directly responsible for gathering the information, the information submitted is, to the best of my knowledge and belief, true, accurate, and complete. I am aware that there are criminal penalties for submitting false information, including the possibility of fine and imprisonment for knowing violations. By entering my password and security question answer and pressing the Submit button, I agree that:

1. I am Mike Plunkett.
2. I have not violated any term in my Electronic Signature Agreement.
3. I am otherwise without any reason to believe that the confidentiality of my password has been compromised now or at any time prior to this submission.
4. I have the authority to submit these data on behalf of the listed facilities.
5. This action constitutes an electronic signature equivalent to my written signature.
6. I understand that this attestation of fact pertains to the implementation, oversight, and enforcement of a federal environmental program and must be true to the best of my knowledge.

**Submission Information**

Name: Mike Plunkett

User: mplunkett@eaglewatermanagement.com

Submitter Telephone: 281-374-8989

Confirmation Code: b9477482-a783-4eba-9660-1d1365ba7569

Submitter Hashed Password: ffb1e74103dc45b8650fe669a61e03d623a6ec1582fd243c8a538b029a9149

DMR Hash: 3f1e089b2b43f4cd8d5d3fb819f14c3a019ea5dc8205fd246f77341d7129908a

NetDMR Certificate Id: 4  
netdmr ut sample certificate 2

Date/Time: 2018-03-12 10:50 (Time Zone: -05:00)

E-Mail: mplunkett@eaglewatermanagement.com

Submitter Ip: 50.240.243.62





April 5, 2018

Board of Directors  
Harris County Municipal Utility District No. 368  
c/o Johnson Petrov LLP  
1001 McKinney, Suite 1000  
Houston, Texas 77002-1223

Reference: District Engineer's Status Report, IDS Job No. 0456-001-MR

Members of the Board:

The status of the various projects in the District is as follows:

**GENERAL DISTRICT MATTERS**

1. Northern Point Drainage

The contractor has issued payment to CenterPoint Energy and will complete the construction of the swales as soon as the gas lines have been lowered.

We have received a quote from ParkUSA for the screened inlet structures in the amount of \$5,350.00, which includes fabrication and deliver. We have also received an estimate for screened inlet structures from Forterra at approximately \$5,000 plus delivery. We request approval to select either manufacturer based on who can provide the earliest delivery date.

2. Hufsmith Kohrville Improvements

We are awaiting construction plans from Harris County. Once we receive the plans, we will review and send comments to Harris County's engineer.

We met with the Harris County's engineer last month to further discuss the County's cooperation in providing a drainage solution to aid drainage in Northern Point. It was determined that Harris County is agreeable to providing capacity within the storm sewer design for Hufsmith Kohrville Improvements to allow for increased pump rates from the Northern Point Detention Basin. In exchange, the District would provide detention, available in the Three Lakes East detention basin, to serve the road improvements.

3. Operations Committee Meeting

The next Operations Committee Meeting has not been scheduled.

#### WATER SUPPLY SYSTEM MATTERS

4. Water Quality Monitoring for Water Well Nos. 2, 3, 4, 5, and 6

The March 2018 laboratory test results for benzene, toluene, ethyl benzene, or xylene (BTEX) in Well No. 2, Well No. 3, Well No. 4, Well No. 5, and Well No. 6 are non-detect.

5. Water Plant Nos. 1 and 2

An orifice plate has been ordered to control flow between Water Plant No. 2 and Water Plant No. 1.

6. Water Plant Rehabilitation

Notice to proceed was issued February 19, 2018. The scheduled contract completion date is April 20, 2018.

7. TCEQ Compliance

We are coordinating with TCEQ on the approval of the sanitary control easements and Well No. 6 acceptance.

#### WASTEWATER TREATMENT SYSTEM MATTERS

8. Phase 3 Sanitary Sewer Rehab

The phase 3 point repairs are complete. We are working to obtain a proposal for the phase 4 sanitary sewer rehabilitation work.

9. Sandy Stream Sewer Capacity Evaluation: Upsize Required for Dungrove Tract

No new activity to report.

10. Lift Station Control Panel Replacements

The electrical engineer is awaiting information necessary to complete design. We are working with some equipment vendors to find a suitable product for the panels.

11. Wastewater Treatment Plant Rehabilitation

A preconstruction meeting was held on March 29<sup>th</sup>. The contractor and the operator will coordinate to choose a start date that will allow for minimal interruption to the facility. Once the date has been decided, we will issue Notice to Proceed.

**RESIDENTIAL AND COMMERCIAL DEVELOPMENT PROJECTS**

12. Harris County Street Acceptance Status

All streets eligible for acceptance have been accepted by the County.

13. NorthPointe Center-Phase II (Santikos)

The developer is planning to develop the 11.24-acre site, which would include three restaurants and two retail centers. No new activity to report.

14. 136-Acre Finger Tract

No new activity to report.

15. 9.6-Acre Riverside Tract

The developer is working with the landowner to purchase land for commercial use, and there are no new updates on this tract.

16. Huffsmith Heights Tract

No new activity to report.

We will be glad to answer any questions the Board may have.

Respectfully,



Matthew Carpenter, P.E.



Kameron H. Pugh, E.I.T.

X:\0400\045600100 HCMUD 368 Gen Con\MR - DIST ENGR REPORTS\2018\ESR HCMUD 368 20180301.docx



7015 Fairbanks N Houston  
Houston, Texas 77040  
(713) 849-7135

WWW.PARKUSA.com

## Quotation

Quote No 18-03571-B1-023530  
Job No 18-03571

Division Stormwater Quality

Date 4/5/2018

Bid Date 4/5/2018

Terms Net 30

Delivery Method Our Truck

FOB Jobsite

Sales Rep Joe Arizola



Direct (713) 849-7135

Mobile (713) 875-8249

E-Mail jarizola@park-usa.com

Created by: Joe Arizola

To IDS Engineering Group  
Attn Kameron Pugh  
Email kpugh@idseg.com  
Tel 832-590-7187  
Fax  
Mobile  
Project Northern Point Detention  
Harris Co TX

Line	Qty	Description	Unit Price	Ext Price
1	2.00	 PRE-FABRICATED 24" - 3:1 FLOATABLE COLLECTION STRUCTURE ( PROVIDED LOOSE AND ASSEMBLED BY CONTRACTOR) MODEL DSHD-24-3 - PRECAST CONCRETE 3:1 SLOPE STRUCTURE w/ HINGED GALVANIZED GRATING	\$2,500.00	\$5,000.00
2	1.00	 DELIVERY FREIGHT COST	\$350.00	\$350.00
<b>Tax not included</b>			<b>Total</b>	<b>\$5,350.00</b>

THIS QUOTATION IS SUBJECT TO CERTAIN TERMS & IS VALID FOR 30 DAYS.  
QUOTE BASED ON CUSTOMER PROVIDED INFORMATION AND SUBJECT TO ENGINEER/OWNER APPROVAL  
THIS EQUIPMENT IS CUSTOM FABRICATED. CUSTOMER IS RESPONSIBLE FOR CHARGES INCURRED IF ORDER IS CANCELED OR RETURNED  
PLEASE ADD APPLICABLE SALES TAX OR PROVIDE TAX EXEMPTION FORM. FUEL SURCHARGE TO BE CALCULATED AND ADDED AT TIME OF DELIVERY.  
DELIVERY TO JOBSITE/OFFLOADED & SET BY OTHERS

Accepted By: \_\_\_\_\_

Date: \_\_\_\_\_

Company: \_\_\_\_\_

PO #: \_\_\_\_\_

